KK飞塔F411飞控板90214批次限制性使用说明

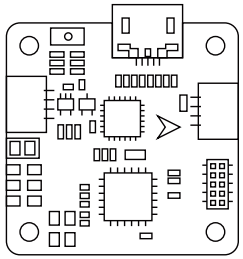

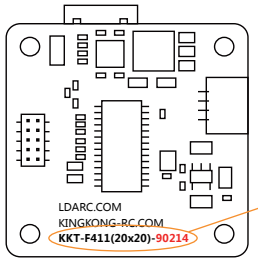

KKT-F411(20x20)-90214

特别注意： 仅限KKT-F411(20x20)飞控板的**90214**批次，非该批次号的不存在问题。

1 KKT-F411(20*20)飞控板的90214批次配合使用KK飞塔图传时，需要如下处理才能正常工作

① 剪掉图传板下图所示位置的两根插针。

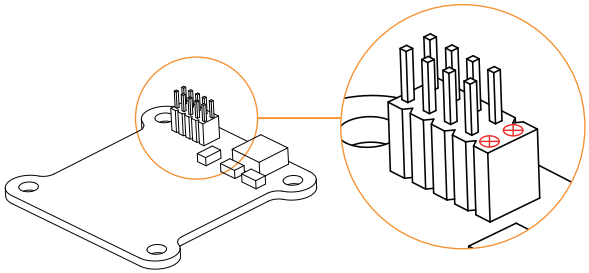

② 使用飞线连接图传板和飞控板。

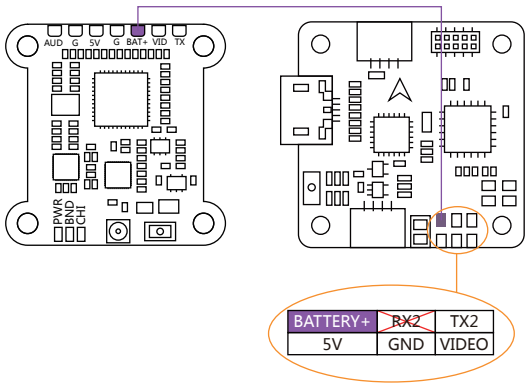

③ 处理完毕的飞塔实物展示





2 KKT-F411(20*20)飞控板的90214批次需要使用RX1连接DSM、iBUS等未反向信号的接收机

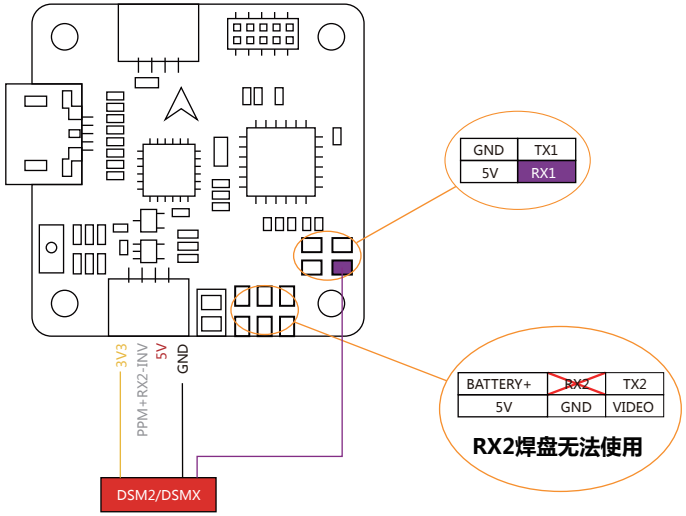

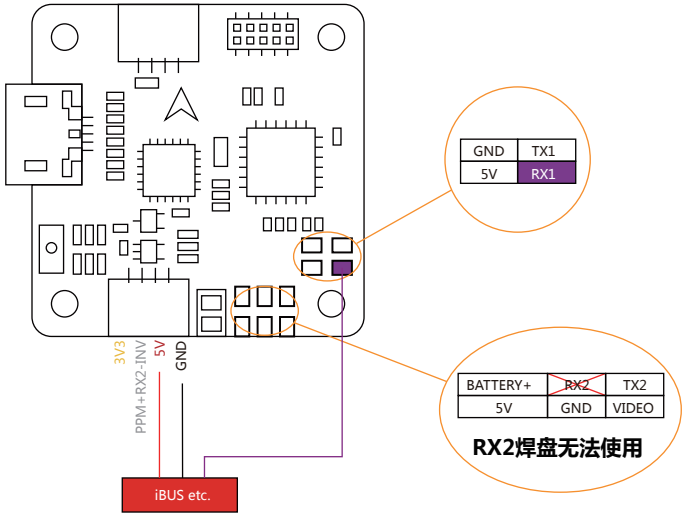

KK tower F411 FC board 90214 version errata

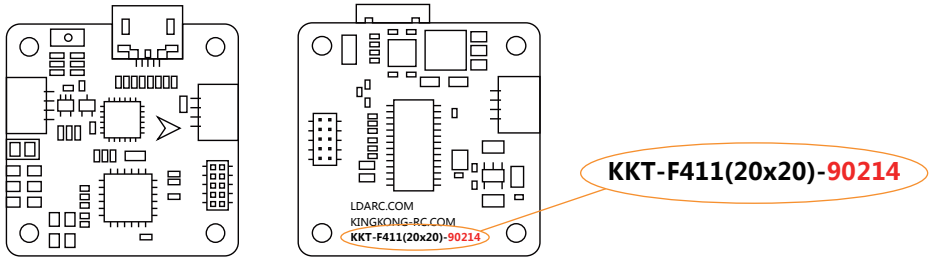

NOTICE: Only the 90214 version KKT-F411(20x20) FC existing problem.

1 When use KKT-F411(20x20) 90214 version FC board together with KK tower VTX board, user need do as follows.

① Cut 2 pins on VTX board.

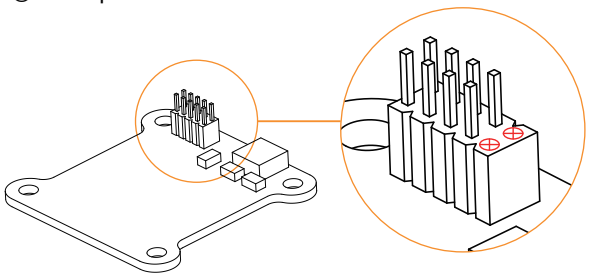

② Use wire connect FC and VTX.

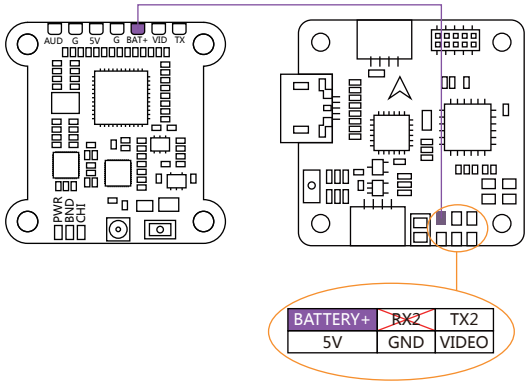

③ Finish processing.




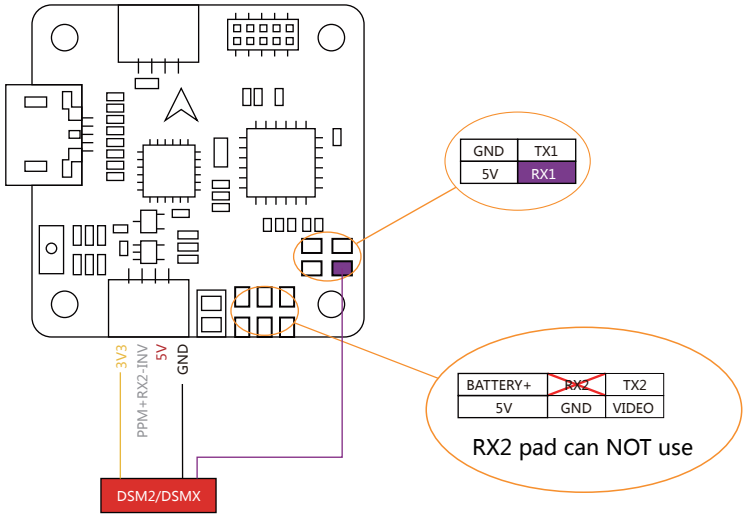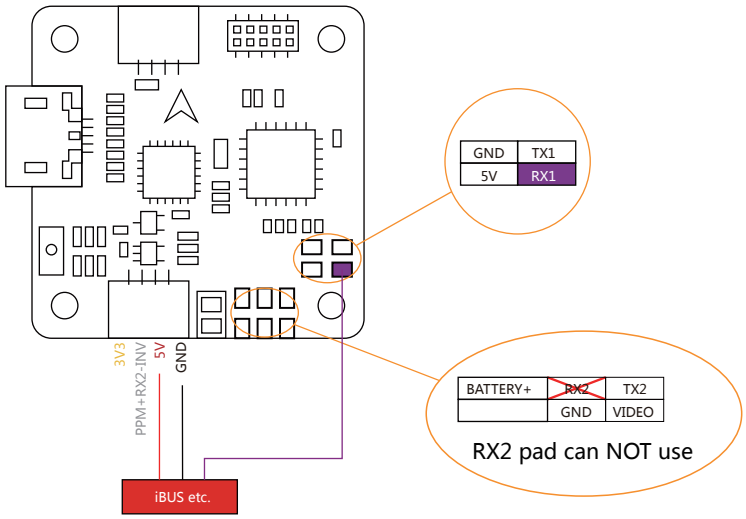
2 NOT invert signal receivcer like DSM and iBUS etc. need use RX1 on KKT-F411(20x20) 90214 version FC board.